

GIVE MILEAGE TO YOUR MONEY.

Axis Equity Hybrid Fund

A Fund that has a balanced approach to investing with asset allocation of equity and debt.

AXIS EQUITY HYBRID FUND

An open-ended hybrid scheme investing predominantly in equity and equity related instruments

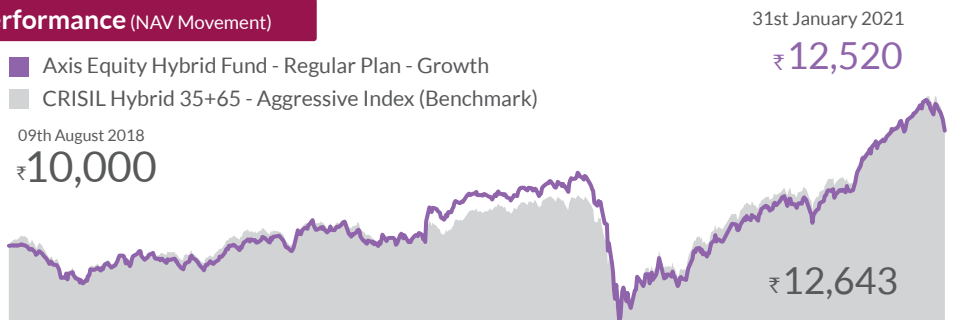


January 2021

The ideal way to get maximum mileage from your vehicle is to ride at a moderate speed with controlled use of the throttle. Make the most of your ride even with your investments.

Axis Equity Hybrid Fund performs similarly so that you get risk-adjusted returns. Ride safely!


Performance (NAV Movement)



	1 Year		3 Years [®]		5 Years ^{®®}		Since Inception	
	CAGR (%)	Current Value of Investment of ₹ 10,000/-	CAGR (%)	Current Value of Investment of ₹ 10,000/-	CAGR (%)	Current Value of Investment of ₹ 10,000/-	CAGR (%)	Current Value of Investment of ₹ 10,000/-
Axis Equity Hybrid Fund - Regular Plan - Growth	10.73%	11,070	NA	NA	NA	NA	9.50%	12,520
CRISIL Hybrid 35+65 - Aggressive Index (Benchmark)	16.72%	11,667	NA	NA	NA	NA	9.93%	12,643
Nifty 50 TRI (Additional Benchmark)	15.27%	11,522	NA	NA	NA	NA	8.43%	12,219

Past performance may or may not be sustained in future. The performance data for 3 & 5 years period has not been provided, since scheme is in existence for less than 3 years. Different plans have different expense structure. Ashish Naik is managing the scheme since inception and he manages 8 schemes and R. Sivakumar is managing the scheme since inception and he manages 11 schemes. Returns greater than 1 year period are compounded annualised (CAGR). Face value ₹10 per unit. Please refer return table for performance of all schemes managed by the fund manager.

Asset Allocation of Axis Equity Hybrid Fund



Portfolio Characteristics

Average Maturity	6 yrs
Modified Duration	4.4 yr
Yield to Maturity [®]	6.65%
Macaulay Duration	4.6 yrs

[®]The yield to maturity given above is based on the portfolio of funds as on date given above. This should not be taken as an indication of the returns that may be generated by the fund and the securities bought by the fund may or may not be held till their respective maturities. The calculations are based on the invested corpus.

Equity Strategy

Large cap biased best ideas strategy with a bottom up approach to investing. The portfolio will be a compact portfolio of quality stocks that offer long-term sustainable growth opportunities with a competitive market advantage.

Debt Strategy

The debt portion will be dynamically managed across duration and the credit spectrum. The fund will follow an active investment strategy that aims to generate absolute returns with the endeavor to capture opportunities across interest rate cycles by actively managing the duration and credit allocation of the fund's portfolio.

How does Asset Allocation benefit investor portfolios

Lower Correlation among asset classes

When equity and debt don't move in the same direction, the risk quotient is lower.

Reasonable downside protection

Aims to limit the impact of potential losses from market downturns.

Periodic Rebalancing

Lowers overall risk and optimizes risk, making it cost & tax efficient for investors and lower overall risks.

Benefit from active management

Through research by fund managers to actively allocate assets.

Note: Current portfolio allocation, maturity & duration is based on the current market conditions and is subject to changes depending on the fund manager's view of the markets. The benchmark returns of this scheme category is CRISIL Hybrid 35+65 Aggressive Index. For details asset allocation investment strategy and scheme factors refer SID/KIM.

Investing facts



Minimum Application

Lumpsum
₹5000
& multiples of ₹ 1

SIP
₹1000
& multiples of ₹ 1

SIP - Systematic Investment Plan



Fund Manager



Ashish Naik

Over 13 years of experience in financial markets.
He has been managing this fund since inception.



R. Sivakumar

Work experience: 22 years
He has been managing this fund since inception.



Options

Growth & Dividend

(Daily, Weekly & Monthly)



Inception Date
9th Aug 2018



Entry Load

Nil



Exit Load

If redeemed/switched out on before 12 months from the date of allotment: • For 10% if investment: NIL • For remaining investment: 1% • If redeemed/switched out after 12 months from the date of allotment: NIL

Top 3 & Bottom 3 schemes managed by Ashish Naik & R. Sivakumar

(As on 31st January 2021)

	Date of Inception	1 Year		3 Years [@]		5 Years ^{@@}		Since Inception	
		CAGR (%)	Current Value of Investment of ₹ 10,000/-	CAGR (%)	Current Value of Investment of ₹ 10,000/-	CAGR (%)	Current Value of Investment of ₹ 10,000/-	CAGR (%)	Current Value of Investment of ₹ 10,000/-
ASHISH NAIK (Total schemes managed: 8)									
Top 3 Schemes									
Axis Nifty ETF	03-Jul-17	14.80%	11,475	8.55%	12,788	NA	NA	11.76%	14,884
Nifty 50 TRI Index (Benchmark)		15.27%	11,522	8.70%	12,841	NA	NA	11.61%	14,813
Axis Nifty 100 Index Fund - Regular Plan - Growth Option	18-Oct-19	13.85%	11,381	NA	NA	NA	NA	12.39%	11,620
NIFTY 100 Index TRI (Benchmark)		14.96%	11,492	NA	NA	NA	NA	13.59%	11,779
Nifty 50 TRI (Additional Benchmark)		15.27%	11,522	NA	NA	NA	NA	13.98%	11,832
Axis Capital Builder Fund - Series 1 - Regular Plan - Growth Option	08-Mar-18	13.80%	11,376	NA	NA	NA	NA	8.45%	12,650
Nifty 500 TRI (Benchmark)		15.87%	11,582	NA	NA	NA	NA	9.44%	12,988
Nifty 50 TRI (Additional Benchmark)		15.27%	11,522	NA	NA	NA	NA	11.76%	13,803
Bottom 3 Schemes									
Axis Equity Hybrid Fund - Regular Plan - Growth Option	09-Aug-18	10.73%	11,070	NA	NA	NA	NA	9.50%	12,520
CRISIL Hybrid 35+65 - Aggressive Index (Benchmark)		16.72%	11,667	NA	NA	NA	NA	9.93%	12,643
Nifty 50 TRI (Additional Benchmark)		15.27%	11,522	NA	NA	NA	NA	8.43%	12,219
Axis Childrens Gift Fund - Compulsory Lock-in - Regular Plan - Growth	08-Dec-15	11.06%	11,103	8.04%	12,607	10.09%	16,176	9.65%	16,069
NIFTY 50 Hybrid Composite Debt 65:35 Index (Benchmark)		16.05%	11,600	9.84%	13,247	12.75%	18,232	12.18%	18,067
Nifty 50 TRI (Additional Benchmark)		15.27%	11,522	8.70%	12,841	13.94%	19,214	13.13%	18,874
Axis Childrens Gift Fund - No Lock-in - Regular Plan - Growth	08-Dec-15	11.06%	11,103	8.04%	12,607	10.08%	16,174	9.65%	16,067
NIFTY 50 Hybrid Composite Debt 65:35 Index (Benchmark)		16.05%	11,600	9.84%	13,247	12.75%	18,232	12.18%	18,067
Nifty 50 TRI (Additional Benchmark)		15.27%	11,522	8.70%	12,841	13.94%	19,214	13.13%	18,874
Axis Regular Saver Fund - Regular Plan - Growth Option	16-Jul-10	11.66%	11,162	5.71%	11,810	6.90%	13,966	7.72%	21,913
NIFTY 50 Hybrid Short Duration Debt 25:75 Index (Benchmark)		12.24%	11,221	9.14%	12,997	10.02%	16,129	9.33%	25,611
NIFTY 10 yr Benchmark G-Sec (Additional Benchmark)		8.76%	10,874	8.62%	12,811	7.76%	14,535	7.12%	20,663
R.SIVAKUMAR (Total schemes managed: 11)									
Top 3 schemes									
Axis Triple Advantage Fund - Regular Plan - Growth Option	23-Aug-10	13.31%	11,327	9.76%	13,219	10.59%	16,548	8.99%	24,584
65% of Nifty 50 TRI + 20% of NIFTY Composite Debt Index + 15% of INR Price of Gold (Benchmark)		16.62%	11,657	10.72%	13,571	13.25%	18,638	10.27%	27,758
NIFTY 10 yr Benchmark G-Sec (Additional Benchmark)		8.76%	10,874	8.62%	12,811	7.76%	14,535	7.37%	21,008
Axis Retirement Savings Fund - Conservative Plan - Regular Plan - Growth Option	20-Dec-19	13.08%	11,304	NA	NA	NA	NA	12.63%	11,415
NIFTY 50 Hybrid Short Duration Debt 25:75 Index (Benchmark)		12.24%	11,221	NA	NA	NA	NA	10.87%	11,216
NIFTY 10 yr Benchmark G-Sec (Additional Benchmark)		8.76%	10,874	NA	NA	NA	NA	8.54%	10,955
Axis Dynamic Bond Fund - Regular Plan - Growth Option	27-Apr-11	11.82%	11,179	9.86%	13,257	9.15%	15,502	8.94%	23,072
NIFTY Composite Debt Index (Benchmark)		11.63%	11,160	9.68%	13,190	8.95%	15,357	8.84%	22,864
NIFTY 10 yr Benchmark G-Sec (Additional Benchmark)		8.76%	10,874	8.62%	12,811	7.76%	14,535	7.47%	20,213
Bottom 3 schemes									
Axis Dynamic Equity Fund - Regular Plan - Growth Option	01-Aug-17	6.88%	10,686	4.99%	11,571	NA	NA	5.72%	12,150
NIFTY 50 Hybrid Composite Debt 50:50 Index (Benchmark)		15.67%	11,562	10.05%	13,325	NA	NA	9.96%	13,938
Nifty 50 TRI (Additional Benchmark)		15.27%	11,522	8.70%	12,841	NA	NA	10.19%	14,044
Axis Equity Saver Fund - Regular Plan - Growth Option	14-Aug-15	8.67%	10,865	7.24%	12,332	8.22%	14,848	7.30%	14,700
NIFTY 50 Equity Savings Index (Benchmark)		10.67%	11,064	7.93%	12,570	9.56%	15,793	8.32%	15,481
Nifty 50 TRI (Additional Benchmark)		15.27%	11,522	8.70%	12,841	13.94%	19,214	10.32%	17,102
Axis Retirement Savings Fund - Aggressive Plan - Regular Plan - Growth Option	20-Dec-19	9.95%	10,992	NA	NA	NA	NA	10.64%	11,190
NIFTY 50 Hybrid Composite Debt 70:30 Index (Benchmark)		16.09%	11,604	NA	NA	NA	NA	12.75%	11,428
Nifty 50 TRI (Additional Benchmark)		15.27%	11,522	NA	NA	NA	NA	11.02%	11,233

#Scheme Performance may not be strictly comparable with that of its additional benchmark in view of hybrid nature of the scheme.

@The performance data for 3 years & 5 years period has not been provided, since scheme is in existence for less than 3 years. @@The performance data for 5 years period has not been provided, since scheme is in existence for less than 5 years.

Data as on 31st January 2021.

Past performance may or may not be sustained in future. Calculations are based on Regular Plan - Growth Option NAV and Direct Plan - Growth Option NAV, as applicable. Different plans have different expense structure. Face value is ₹. 10 per unit.

Ashish Naik is managing Axis Capital Builder Fund - Series 1, Axis Equity Hybrid Fund and Axis Nifty 100 Index Fund since inception and the equity portion of Axis Regular Saver and Axis Triple Advantage Fund since 22nd June 2016, Axis Children's Gift Fund since July 6th, 2016 and Axis Nifty ETF since July 3rd 2017. He also manages all schemes under Axis Hybrid Fund since March 7th, 2019. He also manages Axis Special Situations Fund since inception.

R. Sivakumar is managing Axis Dynamic Bond Fund and Axis Equity Saver Fund (debt portion) since inception, Axis Triple Advantage Fund since 14th September 2010 and Axis Children's Gift Fund (debt portion) since 7th June 2016, Axis Dynamic Equity Fund since inception, Axis Equity Hybrid Fund since inception, Axis Retirement Savings Fund, which includes Aggressive plan, Dynamic plan and Conservative plan, since inception and Axis All Seasons Debt Fund of Funds since inception. He also manages Axis Global Equity Alpha FoF since inception.

Statutory Details: Axis Mutual Fund has been established as a Trust under the Indian Trusts Act, 1882, sponsored by Axis Bank Ltd. (liability restricted to ₹ 1 lakh). Trustee: Axis Mutual Fund Trustee Ltd. Investment Manager: Axis Asset Management Co. Ltd. (the AMC). Risk Factors: Axis Bank Ltd. is not liable or responsible for any loss or shortfall resulting from the operation of the schemes.

Mutual Fund investments are subject to market risks, read all scheme related documents carefully.

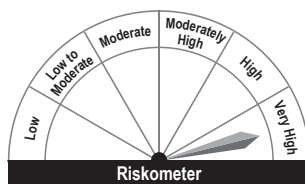
Axis Equity Hybrid Fund

(An open-ended equity hybrid scheme investing predominantly in equity and related instruments)

This product is suitable for investors who are seeking*

- Capital appreciation along with generation of income over medium to long term.
- Investment in equity and equity related instruments as well as debt and money market instruments.

*Investors should consult their financial advisers if in doubt about whether the product is suitable for them.



Investors understand that their principal will be at Very High Risk

Distributed by