

IT'S BIGGER THAN YOU THINK.

AXIS SMALL CAP FUND

An open-ended equity scheme predominantly investing in small cap stocks

EVERY BIG STARTS SMALL



January 2021

About the Fund

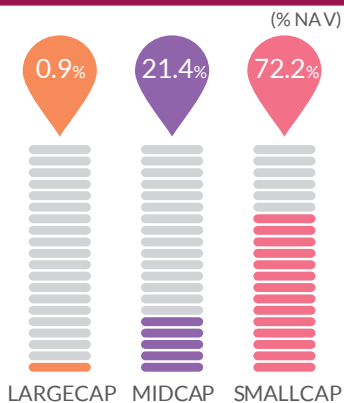
Axis Small Cap Fund endeavours to invest primarily in high conviction small cap stocks.

The bottom up approach to investing seeks to identify long term businesses keeping in mind risk and reward by containing mistakes and navigating volatile stock movements.

Key to successful investing in smallcaps is patience and ability to withstand short term volatility.

Furthermore, smallcaps are a broader universe as compared to large & midcaps and hence the need for active management keeping in mind the opportunities in this space come with higher degree of risk as compared to their larger counterparts.

Current market cap split

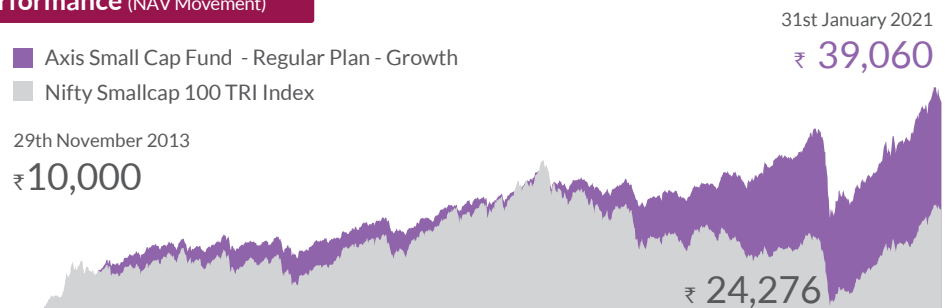


Risk Parameters

| | |
|--------------------|-------|
| Standard Deviation | 17.1% |
| Beta | 0.63 |
| Tracking Error | 12.1% |
| Information Ratio | 1.42 |

Based on 3 years data

Performance (NAV Movement)



| | 1 Year | | 3 Years | | 5 Years | | Since Inception | |
|---|----------|---|----------|---|----------|---|-----------------|---|
| | CAGR (%) | Current Value of Investment of ₹ 10,000/- | CAGR (%) | Current Value of Investment of ₹ 10,000/- | CAGR (%) | Current Value of Investment of ₹ 10,000/- | CAGR (%) | Current Value of Investment of ₹ 10,000/- |
| Axis Small Cap Fund - Regular Plan - Growth | 12.31% | 11,227 | 11.52% | 13,866 | 15.24% | 20,344 | 20.92% | 39,060 |
| Nifty Smallcap 100 TRI (Benchmark) | 16.59% | 11,654 | -5.63% | 8,405 | 8.45% | 15,010 | 13.16% | 24,276 |
| Nifty 50 TRI (Additional Benchmark) | 15.27% | 11,522 | 8.70% | 12,841 | 13.94% | 19,214 | 13.03% | 24,076 |

Past performance may or may not be sustained in future. Since inception, Different plans have different expense structure. Anupam Tiwari is managing the scheme since 06 October 2016 and he manages 5 schemes of Axis Mutual Fund. Hitesh Das is managing the scheme since 18th December 2020 and he manages 12 schemes of Axis Mutual Fund. Returns greater than 1 year period are compounded annualised (CAGR). Face value ₹10 per unit. Please refer return table for performance of all schemes managed by the fund manager.

Top 10 stocks

| | |
|---------------------------------|------|
| Tata Elxsi Limited | 6.0% |
| Galaxy Surfactants Limited | 6.0% |
| Fine Organic Industries Limited | 4.3% |
| Brigade Enterprises Limited | 4.3% |
| Narayana Hrudayalaya Limited | 3.8% |
| Can Fin Homes Limited | 3.3% |
| JK Cement Limited | 3.3% |
| City Union Bank Limited | 3.3% |
| PNC Infratech Limited | 3.0% |
| Mas Financial Services Limited | 2.9% |

Top 5 Sectors



Current Portfolio Allocation is based on the prevailing market conditions and is subject to changes depending on the fund manager's view of the equity markets.

Investing facts


Minimum Application
 Lumpsum
₹ 5000
 & multiples of ₹ 1

SIP
₹ 500**
 & multiples of ₹ 1

**The effective date for this change is 22nd January 2020.

SIP - Systematic Investment Plan
 (Restrict investment in the scheme to a maximum limit of 1 crore[₹] per investor (across all folios) per day/ per instalment for lumpsum as well as for special product like SIP/STP etc.)

[₹]The effective date for this change is 1st April, 2020


Fund Manager



Anupam Tiwari

Over 13 years of experience in financial markets. He has been managing this fund since 6th October 2016.



Hitesh Das

Over 10 years of experience in financial market. He has been managing this fund since 18th December 2020


Entry Load

Nil


Exit Load

- If redeemed / switched-out within 12 months from the date of allotment: - For 10% of investments: NIL, - For remaining investments: 1%
- If redeemed/ switched-out after 12 months from the date of allotment: NIL

MID



Options

Growth & Dividend



Inception Date

29th November 2013

Returns of schemes managed by Anupam Tiwari & Hitesh Das

(As on 31st January 2021)

| | Date of Inception | 1 Year | | 3 Years [®] | | 5 Years ^{®®} | | Since Inception | |
|---|-------------------|----------|---|----------------------|---|-----------------------|---|-----------------|---|
| | | CAGR (%) | Current Value of Investment of ₹ 10,000/- | CAGR (%) | Current Value of Investment of ₹ 10,000/- | CAGR (%) | Current Value of Investment of ₹ 10,000/- | CAGR (%) | Current Value of Investment of ₹ 10,000/- |
| ANUPAM TIWARI (Total schemes managed: 5) | | | | | | | | | |
| Axis Capital Builder Fund - Series 1 - Regular Plan - Growth Option | 08-Mar-18 | 13.80% | 11,376 | NA | NA | NA | NA | 8.45% | 12,650 |
| Nifty 500 TRI (Benchmark) | | 15.87% | 11,582 | NA | NA | NA | NA | 9.44% | 12,988 |
| Nifty 50 TRI (Additional Benchmark) | | 15.27% | 11,522 | NA | NA | NA | NA | 11.76% | 13,803 |
| Axis Small Cap Fund - Regular Plan - Growth Option | 29-Nov-13 | 12.31% | 11,227 | 11.52% | 13,866 | 15.24% | 20,344 | 20.92% | 39,060 |
| Nifty Smallcap 100 TRI (Benchmark) | | 16.59% | 11,654 | -5.63% | 8,405 | 8.45% | 15,010 | 13.16% | 24,276 |
| Nifty 50 TRI (Additional Benchmark) | | 15.27% | 11,522 | 8.70% | 12,841 | 13.94% | 19,214 | 13.03% | 24,076 |
| Axis Capital Builder Fund - Series 4 - Regular Plan - Growth Option | 21-Dec-18 | 11.64% | 11,160 | NA | NA | NA | NA | 13.57% | 13,080 |
| Nifty 500 TRI (Benchmark) | | 15.87% | 11,582 | NA | NA | NA | NA | 12.13% | 12,733 |
| Nifty 50 TRI (Additional Benchmark) | | 15.27% | 11,522 | NA | NA | NA | NA | 13.20% | 12,989 |
| Axis Equity Saver Fund - Regular Plan - Growth Option | 14-Aug-15 | 8.67% | 10,865 | 7.24% | 12,332 | 8.22% | 14,848 | 7.30% | 14,700 |
| NIFTY 50 Equity Savings Index (Benchmark) | | 10.67% | 11,064 | 7.93% | 12,570 | 9.56% | 15,793 | 8.32% | 15,481 |
| Nifty 50 TRI (Additional Benchmark) | | 15.27% | 11,522 | 8.70% | 12,841 | 13.94% | 19,214 | 10.32% | 17,102 |
| Axis Dynamic Equity Fund - Regular Plan - Growth Option | 01-Aug-17 | 6.88% | 10,686 | 4.99% | 11,571 | NA | NA | 5.72% | 12,150 |
| NIFTY 50 Hybrid Composite Debt 50:50 Index (Benchmark) | | 15.67% | 11,562 | 10.05% | 13,325 | NA | NA | 9.96% | 13,938 |
| Nifty 50 TRI (Additional Benchmark) | | 15.27% | 11,522 | 8.70% | 12,841 | NA | NA | 10.19% | 14,044 |
| HITESH DAS (Total schemes managed: 12) | | | | | | | | | |
| Top 3 Funds | | | | | | | | | |
| Axis Midcap Fund - Regular Plan - Growth Option | 18-Feb-11 | 18.13% | 11,808 | 13.73% | 14,704 | 15.55% | 20,615 | 17.31% | 48,980 |
| S&P BSE Mid Cap TRI (Benchmark) | | 18.41% | 11,835 | 2.44% | 10,750 | 12.90% | 18,353 | 11.99% | 30,867 |
| Nifty 50 TRI (Additional Benchmark) | | 15.27% | 11,522 | 8.70% | 12,841 | 13.94% | 19,214 | 10.99% | 28,226 |
| Axis Growth Opportunities Fund - Regular Plan - Growth Option | 22-Oct-18 | 17.26% | 11,721 | NA | NA | NA | NA | 17.29% | 14,370 |
| NIFTY Large Midcap 250 TRI (Benchmark) | | 17.31% | 11,726 | NA | NA | NA | NA | 14.90% | 13,714 |
| Nifty 50 TRI (Additional Benchmark) | | 15.27% | 11,522 | NA | NA | NA | NA | 14.69% | 13,656 |
| Axis Bluechip Fund - Regular Plan - Growth Option | 05-Jan-10 | 13.16% | 11,312 | 12.47% | 14,224 | 15.02% | 20,149 | 12.39% | 36,470 |
| Nifty 50 TRI (Benchmark) | | 15.27% | 11,522 | 8.70% | 12,841 | 13.94% | 19,214 | 10.27% | 29,525 |
| S&P BSE Sensex TRI (Additional Benchmark) | | 15.09% | 11,505 | 10.08% | 13,336 | 14.65% | 19,826 | 10.60% | 30,532 |
| Bottom 3 Funds | | | | | | | | | |
| Axis Retirement Savings Fund - Aggressive Plan - Regular Plan - Growth Option | 20-Dec-19 | 9.95% | 10,992 | NA | NA | NA | NA | 10.64% | 11,190 |
| NIFTY 50 Hybrid Composite Debt 70:30 Index (Benchmark) | | 16.09% | 11,604 | NA | NA | NA | NA | 12.75% | 11,428 |
| Nifty 50 TRI (Additional Benchmark) | | 15.27% | 11,522 | NA | NA | NA | NA | 11.02% | 11,233 |
| Axis Retirement Savings Fund - Dynamic Plan - Regular Plan - Growth Option | 20-Dec-19 | 11.69% | 11,166 | NA | NA | NA | NA | 11.61% | 11,300 |
| NIFTY 50 Hybrid Composite Debt 65:35 Index (Benchmark) | | 16.05% | 11,600 | NA | NA | NA | NA | 12.89% | 11,444 |
| Nifty 50 TRI (Additional Benchmark) | | 15.27% | 11,522 | NA | NA | NA | NA | 11.02% | 11,233 |
| Axis Focused 25 Fund - Regular Plan - Growth Option | 29-Jun-12 | 12.13% | 11,210 | 9.79% | 13,232 | 16.20% | 21,198 | 15.78% | 35,210 |
| Nifty 50 TRI (Benchmark) | | 15.27% | 11,522 | 8.70% | 12,841 | 13.94% | 19,214 | 13.03% | 28,648 |
| S&P BSE 200 TRI (Additional Benchmark) | | 16.51% | 11,646 | 7.75% | 12,506 | 14.11% | 19,360 | 13.82% | 30,412 |

Only for distributors/advisors and their clients.

#Scheme Performance may not be strictly comparable with that of its additional benchmark in view of hybrid nature of the scheme.

@The performance data for 3 years & 5 years period has not been provided, since scheme is in existence for less than 3 years. @@The performance data for 5 years period has not been provided, since scheme is in existence for less than 5 years. ^^Name of Axis Multicap Fund has been changed to Axis Flexi Cap Fund w.e.f. January 30, 2021.

Data as on 31st January 2021.

Past performance may or may not be sustained in future. Calculations are based on Regular Plan - Growth Option NAV and Direct Plan – Growth Option NAV, as applicable. Different plans have different expense structure. Face value is ₹. 10 per unit.

The above data excludes performance of Fixed Maturity Plans and all the schemes which have not completed a year.

Anupam Tiwari is managing Axis Equity Saver Fund and Axis Small Cap Fund since 6th October, 2016, Axis Emerging Opportunities Fund - Series 1 since 29th December 2016, Axis Emerging Opportunities Fund - Series 2 since 27th Feb 2017, Axis Dynamic Equity Fund since inception, Axis Capital Builder Fund - Series 1 and Axis Capital Builder Fund - Series 4 since inception.

Hitesh Das is managing Axis Growth Opportunities Fund, Axis Retirement Savings Fund - which includes Aggressive plan, Dynamic plan and Conservative plan, Axis ESG Equity Fund, Axis Global Equity Alpha FoF & Axis Special Situations Fund since inception. He also manages Axis Bluechip Fund, Axis Focused 25 Fund, Axis Flexi Cap Fund^^ since 2nd November 2020. He also manages Axis Mid cap Fund & Axis Small Cap Fund since 18th December 2020.

Statutory Details: Axis Mutual Fund has been established as a Trust under the Indian Trusts Act, 1882, sponsored by Axis Bank Ltd. (liability restricted to ₹ 1 lakh). Trustee: Axis Mutual Fund Trustee Ltd. Investment Manager: Axis Asset Management Co. Ltd. (the AMC). Risk Factors: Axis Bank Ltd. is not liable or responsible for any loss or shortfall resulting from the operation of the schemes.

Mutual Fund investments are subject to market risks, read all scheme related documents carefully.

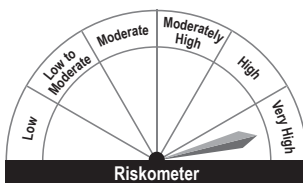
Axis Small Cap Fund

(An open-ended equity scheme predominantly investing in small cap stocks)

This product is suitable for investors who are seeking*:

- Capital appreciation over long term
- Investment in a diversified portfolio predominantly consisting of equity and equity related instruments of small cap companies.

*Investors should consult their financial advisers if in doubt about whether the product is suitable for them.



Distributed by